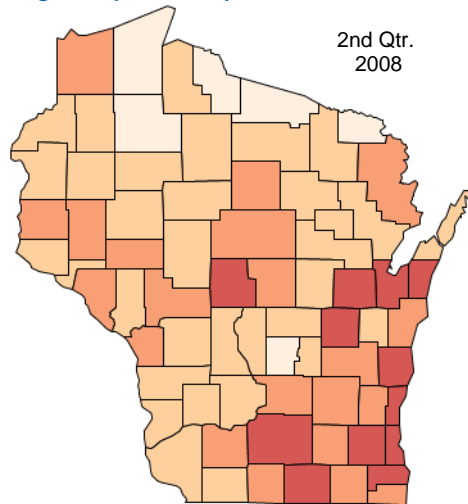
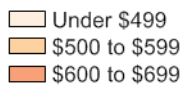


Wisconsin Average Weekly Wages by County

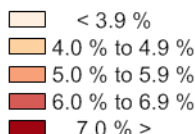
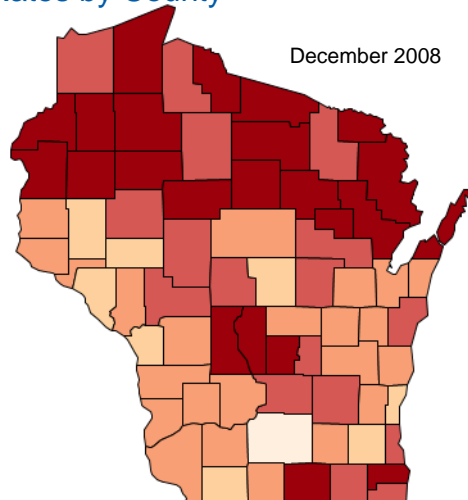


Wisconsin Average Weekly Wage: \$730



Source: DWD, LMI, QCEW

Wisconsin Unemployment Rates by County



Source: DWD, LMI, LAUS



Green Lake County Snapshot

Released January 30, 2009

County Employment Overview - 2nd Qtr. 2008

Below are the county's most common occupations based upon their employment. Under each occupation are the industries that, based on statewide employer staffing patterns, (estimated total number of jobs), employ the most people in the occupation. Next to each industry is the largest county employer that may employ people in that occupation. (Note: An * before an employer's name indicates that the employer has multiple locations or is counted in multiple industries but chose not to break out this information.)

1 Cashiers

INDUSTRIES	LARGEST EMPLOYERS IN INDUSTRY	# OF EMPLOYEES
Discount Department Stores	Wal-Mart	100-249
Supermarkets & Other Grocery Stores	Greenings United Foods	50-99
Gasoline Stations with Convenience Stores	Condon Oil	20-49
Limited Service Restaurants	McDonald's	20-49
Other Bldg Material Dealers	Berlin Building Supply Inc	20-49

2 Retail Sales Staff

INDUSTRIES	LARGEST EMPLOYERS IN INDUSTRY	# OF EMPLOYEES
Discount Department Stores	Wal-Mart	100-249
New Car Dealers	West Side Garage Inc	20-49
Other Bldg Material Dealers	Berlin Building Supply Inc	20-49

3 Wait Staff

INDUSTRIES	LARGEST EMPLOYERS IN INDUSTRY	# OF EMPLOYEES
Hotels & Motels exc Casino Hotels	The Heidel House	100-249
Golf Courses & Country Clubs	Lawsonia Inc	50-99
Full Service Restaurants	Nortons of Green Lake LLC	20-49
Limited Service Restaurants	McDonald's	20-49
Drinking Places Alcoholic Beverages	Adam's Rib	20-49

4 Food Prep & Serving Staff

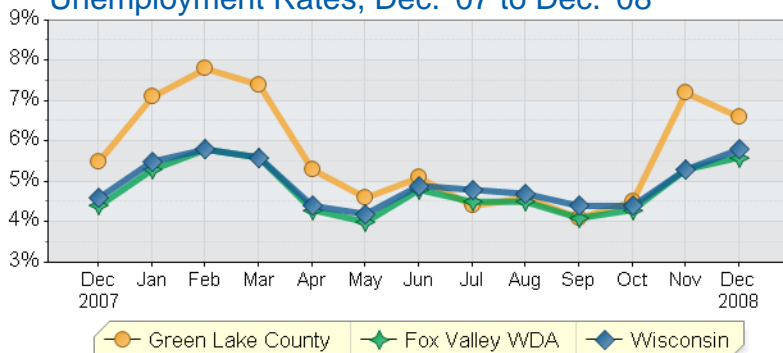
INDUSTRIES	LARGEST EMPLOYERS IN INDUSTRY	# OF EMPLOYEES
Elementary & Secondary Schools	Local Government	250-499
Supermarkets & Other Grocery Stores	Greenings United Foods	50-99
Gasoline Stations with Convenience Stores	Condon Oil	20-49
Full Service Restaurants	Nortons of Green Lake LLC	20-49
Limited Service Restaurants	McDonald's	20-49

5 Heavy/Tractor-Trailer Truck Drivers

INDUSTRIES	LARGEST EMPLOYERS IN INDUSTRY	# OF EMPLOYEES
Other Specialized Trucking Local	Flash	50-99
General Freight Trucking Local	ABN Plainfield Trucking	20-49
Other Nondurable Goods Merch Whls	J P Luther Co Inc	10-19
Residential Site Preparation Contractors	Egbert Excavating Inc	10-19
Ready Mix Concrete Mfg	Carew Concrete & Supply Co	10-19

Source: DWD, LMI, QCEW Q2 2008; LMI, EDS Q2 2006; OEA, Short-Term Projections 2007-2009

Unemployment Rates, Dec. '07 to Dec. '08



Unemployment Rates

	Dec. '08	Nov. '08	Dec. '07
Green Lake County	6.6%	7.2%	5.5%
Fox Valley WDA**	5.6	5.3	4.4
Wisconsin	5.8	5.3	4.6

Employment

	Dec. '08	Nov. '08	Dec. '07
County Civilian Labor Force	10,364	10,623	10,249
# Employed	9,675	9,858	9,684
# Unemployed	689	765	565
WDA Civilian Labor Force	321,882	324,196	321,441
# Employed	303,783	307,009	307,265
# Unemployed	18,099	17,187	14,176

Source: DWD, LMI, LAUS

**Fox Valley WDA comprised of Waupaca, Outagamie, Waushara, Calumet, Winnebago, Green Lake & Fond du Lac Counties

Current Active JobNet Orders* - January 20, 2009



1 Occupations with the Most Job Openings based on the worksite

	OCCUPATION	# OF ESTIMATED OPENINGS	EMPLOYERS WITH MOST OPENINGS
COUNTY	Telemarketers	25	Thill Logistics
	Nursing Aides, Orderlies, & Attendants	5	Sunnyview Health Care Center Inc; American Houses; American Houses
	Home Health Aides	3	Kindredhearts of Green Lake
WDA	Personal & Home Care Aides	112	Clarity Care Inc; Homes for Independent Living; Aurora Community Services
	Customer Service Reps	87	Charter Communications; Stafflogix Corp; Kelly Services Inc
	Recreation Staff	80	City of Neenah

2 Employers with the Most Job Openings based on the worksite

	EMPLOYER	# OF ESTIMATED OPENINGS	EMPLOYER'S MOST FREQUENT TYPES OF JOB OPENINGS
COUNTY	Thill Logistics	25	Telemarketers
	Sunnyview Health Care Center Inc	3	Nursing Aides, Orderlies, & Attendants; LPNs
	Kindredhearts of Green Lake	3	Home Health Aides
WDA	City of Neenah	81	Recreation Staff; General & Ops Mgrs
	West Business Services	69	Services Sales Reps; Order Clerks; Whsle & Mfg Sales Rep
	City of Omro	57	Lifeguards/Ski Patrol/Rec Staff; Amusement & Rec Attendants; Maintenance Staff

3 JobNet Summary Statistics

	COUNTY	WDA
Total Job Openings	51	1,444
Employers with Openings	14	298

Unemployment Insurance Benefits

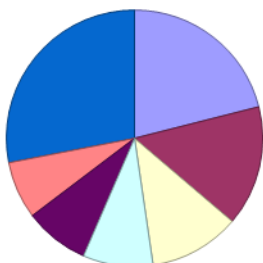
		Dec. '08	Nov. '08	Dec. '07
Initial Claims	County	899	699	582
	WDA	16,462	12,713	10,176
Continued Claims	County	3,382	2,018	1,981
	WDA	76,121	49,364	41,128

Source: Wisconsin's JobNet, January 20, 2009

*This JobNet Orders report provides the number of job openings by occupation and by company. It is a "snapshot" of information for one day in JobNet. Job orders with five (5) or fewer counties only will be retrieved and reported above. Companies listing more than five counties as worksites will not be used for the Snapshot publications.

Source: DWD, UI

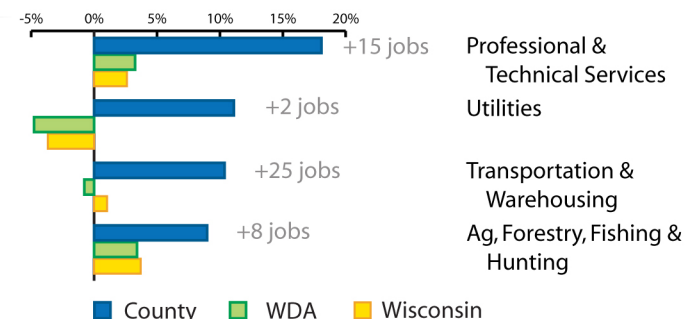
Top Employing Industries in County - 2nd Qtr. 2008



Emp #	Industry (percent)
1,503	Manufacturing (21%)
1,083	Health Care & Social Assistance (15%)
819	Retail Trade (11%)
631	Accommodation & Food Services (9%)
583	Educational Services (8%)
518	Public Administration (7%)
2,003	All Other Industries (28%)

Source: DWD, LMI, QCEW

County Industries w/ Largest Percentage Growth in Employment: 1st Qtr. 2007 - 1st Qtr. 2008



Source: U.S. Census Bureau, LED

Nonfarm Employment

	Green Lake County		State	
	December 2008 Employment	Change Since Last Month		
	#	%	%	
Total Nonfarm	7,470	-147	-1.9 %	-1.2 %
Total Private	6,380	-138	-2.1	-1.2
Goods Producing	1,603	-98	-5.8	-2.8
Natural Resources and Mining and Construction	392	-76	-16.2	-9.0
Manufacturing	1,211	-22	-1.8	-1.1
Private Service Providing	4,777	-40	-0.8	-0.6
Trade	843	-5	-0.6	0.4
Transportation Warehousing and Utilities	369	0	0.0	-2.3
Financial Activities	418	0	0.0	-0.3
Educational and Health Services	1,277	5	0.4	-0.2
Leisure and Hospitality	1,051	-53	-4.8	-1.3
Information, Professional, Business & other Services	819	13	1.6	-1.3
Government	1,090	-9	-0.8	-1.3

Source: DWD, LMI, CES & Small County Estimates