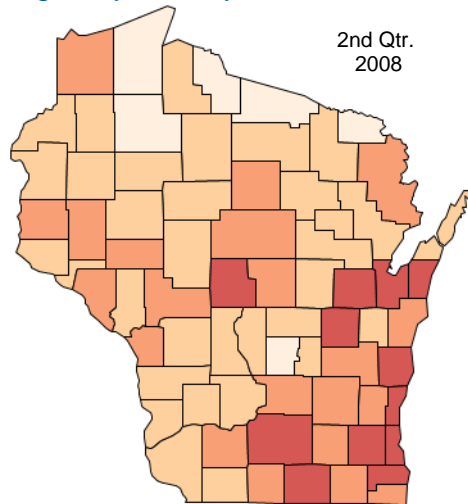



Wisconsin Average Weekly Wages by County



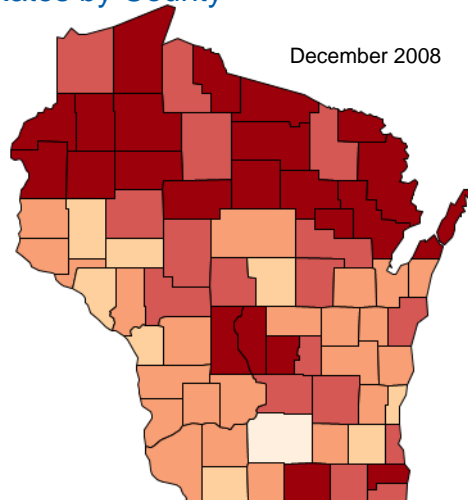
2nd Qtr.
2008

Wisconsin Average Weekly Wage: \$730

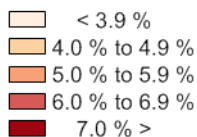


Source:
DWD, LMI, QCEW

Wisconsin Unemployment Rates by County



December 2008



Source:
DWD, LMI, LAUS



Marquette

County Snapshot

Released January 30, 2009

County Employment Overview - 2nd Qtr. 2008

Below are the county's most common occupations based upon their employment. Under each occupation are the industries that, based on statewide employer staffing patterns, (estimated total number of jobs), employ the most people in the occupation. Next to each industry is the largest county employer that may employ people in that occupation. (Note: An * before an employer's name indicates that the employer has multiple locations or is counted in multiple industries but chose not to break out this information.)

1 Cashiers

INDUSTRIES	LARGEST EMPLOYERS IN INDUSTRY	# OF EMPLOYEES
Limited Service Restaurants	McDonald's	20-49
Gasoline Stations with Convenience Stores	Holiday Shopping Center	20-49
Supermarkets & Other Grocery Stores	Westfield SuperValu	20-49
Pharmacies & Drug Stores	Bentley Pharmacies Inc	20-49
All Other Specialty Food Stores	Underwood Market Inc	10-19

2 Retail Sales Staff

New Car Dealers	H A Freitag & Son Inc	10-19
-----------------	-----------------------	-------

3 Wait Staff

Full Service Restaurants	Pioneer of Westfield Inc	50-99
Limited Service Restaurants	McDonald's	20-49
Golf Courses & Country Clubs	Thal Acres Golf Course Inc	20-49
Hotels & Motels exc Casino Hotels	White Lake Beach Inc	20-49
Drinking Places Alcoholic Beverages	Haystack Supper Club	10-19

4 Food Prep & Serving Staff

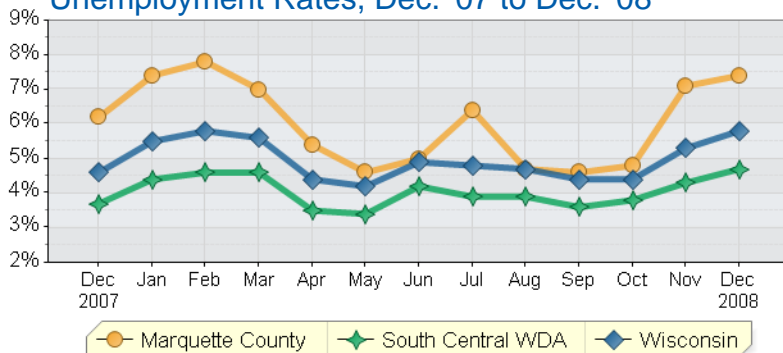
Elementary & Secondary Schools	Local Government	100-249
Full Service Restaurants	Pioneer of Westfield Inc	50-99
Limited Service Restaurants	McDonald's	20-49
Gasoline Stations with Convenience Stores	Holiday Shopping Center	20-49
Supermarkets & Other Grocery Stores	Westfield SuperValu	20-49

5 Heavy/Tractor-Trailer Truck Drivers

Other Specialized Trucking Long Distance	Peterson Produce Inc	10-19
--	----------------------	-------

Source: DWD, LMI, QCEW Q2 2008; LMI, EDS Q2 2006; OEA, Short-Term Projections 2007-2009

Unemployment Rates, Dec. '07 to Dec. '08



Unemployment Rates

	Dec. '08	Nov. '08	Dec. '07
Marquette County	7.4%	7.1%	6.2%
South Central WDA**	4.7	4.3	3.7
Wisconsin	5.8	5.3	4.6

Employment

	Dec. '08	Nov. '08	Dec. '07
County Civilian Labor Force	8,510	8,582	8,338
# Employed	7,883	7,974	7,824
# Unemployed	627	608	514
WDA Civilian Labor Force	457,682	458,997	457,129
# Employed	436,309	439,477	439,997
# Unemployed	21,373	19,520	17,132

Source: DWD, LMI, LAUS

**South Central WDA comprised of Dane, Columbia, Jefferson, Sauk, Dodge & Marquette Counties

Questions? - email worknet@dwd.state.wi.us

Current Active JobNet Orders* - January 20, 2009



1 Occupations with the Most Job Openings based on the worksite

	OCCUPATION	# OF ESTIMATED OPENINGS	EMPLOYERS WITH MOST OPENINGS
COUNTY	Installation, Maintenance, & Repair Workers, All	1	Whitemarsh Properties LLC
	Auto Service Techs & Mechanics	1	Gunville Trucking Inc
	Medical & Health Mgrs	1	Care WI
WDA	Computer App Software Engineers	128	Epic Systems Corp; Empower Professionals; George Ventures LLC
	Computer & IS Mgrs	101	Epic Systems Corp
	Nursing Aides, Orderlies, & Attendants	100	Essential Staffing Solutions; Elder Innovations LLC; Midwest Home Care LLC

2 Employers with the Most Job Openings based on the worksite

	EMPLOYER	# OF ESTIMATED OPENINGS	EMPLOYER'S MOST FREQUENT TYPES OF JOB OPENINGS
COUNTY	Whitemarsh Properties LLC	1	Installation, Maintenance, & Repair Workers, All
	Care WI	1	Medical & Health Mgrs
	Gunville Trucking Inc	1	Auto Service Techs & Mechanics
WDA	Epic Systems Corp	220	Computer App Software Engineers; Computer & IS Mgrs
	Madison School-Community Recreation	107	Teacher Assistants; Recreation Staff; Social & Community Service Mgrs
	Midwest Home Care LLC	44	Personal/Home Care Aides; Nursing Aides, Orderlies, & Attendants; Home Health Aides

3 JobNet Summary Statistics

	COUNTY	WDA
Total Job Openings	3	1,418
Employers with Openings	3	254

Unemployment Insurance Benefits

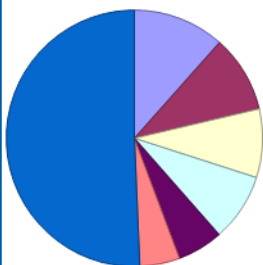
		Dec. '08	Nov. '08	Dec. '07
Initial Claims	County	765	644	413
	WDA	15,044	10,126	8,765
Continued Claims	County	3,598	2,344	1,988
	WDA	80,729	54,457	45,080

Source: Wisconsin's JobNet, January 20, 2009

*This JobNet Orders report provides the number of job openings by occupation and by company. It is a "snapshot" of information for one day in JobNet. Job orders with five (5) or fewer counties only will be retrieved and reported above. Companies listing more than five counties as worksites will not be used for the Snapshot publications.

Source: DWD, UI

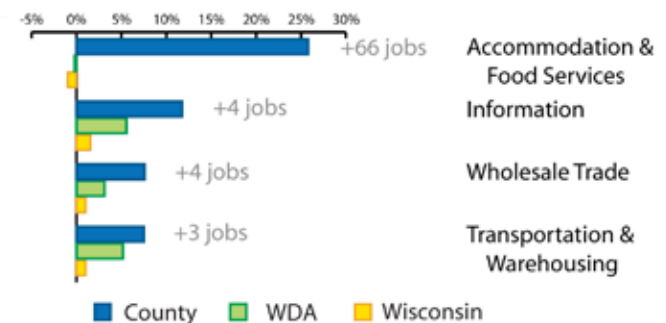
Top Employing Industries in County - 2nd Qtr. 2008



Emp #	Industry (percent)
460	Accommodation & Food Services (12%)
388	Educational Services (10%)
344	Health Care & Social Assistance (9%)
341	Retail Trade (9%)
229	Manufacturing (6%)
201	Public Administration (5%)
2,016	All Other Industries (51%)

Source: DWD, LMI, QCEW

County Industries w/ Largest Percentage Growth in Employment: 1st Qtr. 2007 - 1st Qtr. 2008



Source: U.S. Census Bureau, LED

Nonfarm Employment

	Marquette County			State
	December 2008 Employment	Change Since Last Month		%
		#	%	
Total Nonfarm	4,584	-36	-0.8 %	-1.2 %
Total Private	3,651	-47	-1.3	-1.2
Goods Producing	1,514	-13	-0.9	-2.8
Natural Resources and Mining and Construction	78	-19	-19.6	-9.0
Manufacturing	1,436	6	0.4	-1.1
Private Service Providing	2,137	-34	-1.6	-0.6
Trade	422	-4	-0.9	0.4
Transportation Warehousing and Utilities	39	0	0.0	-2.3
Financial Activities	133	3	2.3	-0.3
Educational and Health Services	477	-1	-0.2	-0.2
Leisure and Hospitality	386	-24	-5.9	-1.3
Information, Professional, Business & other Services	680	-8	-1.2	-1.3
Government	933	11	1.2	-1.3

Source: DWD, LMI, CES & Small County Estimates