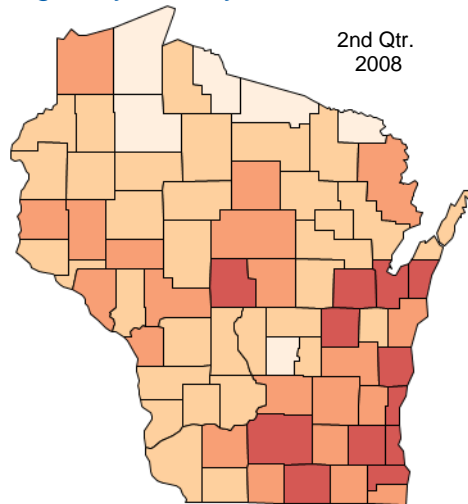
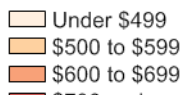


Wisconsin Average Weekly Wages by County

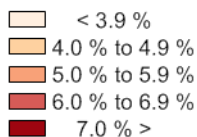
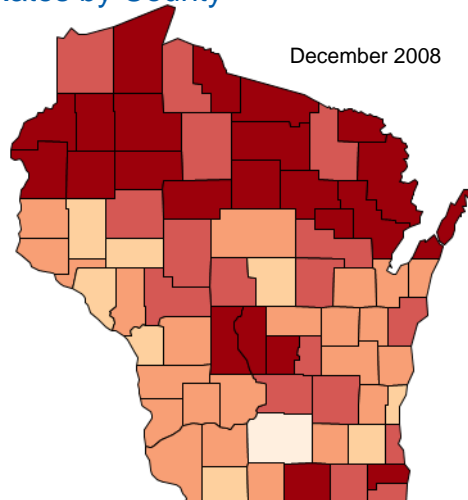


Wisconsin Average Weekly Wage: \$730



Source: DWD, LMI, QCEW

Wisconsin Unemployment Rates by County



Source: DWD, LMI, LAUS



Waushara County Snapshot

Released January 30, 2009

County Employment Overview - 2nd Qtr. 2008

Below are the county's most common occupations based upon their employment. Under each occupation are the industries that, based on statewide employer staffing patterns, (estimated total number of jobs), employ the most people in the occupation. Next to each industry is the largest county employer that may employ people in that occupation. (Note: An * before an employer's name indicates that the employer has multiple locations or is counted in multiple industries but chose not to break out this information.)

1 Cashiers

INDUSTRIES	LARGEST EMPLOYERS IN INDUSTRY	# OF EMPLOYEES
Supermarkets & Other Grocery Stores	Stone Ridge Meat & Country Market	50-99
Limited Service Restaurants	McDonald's	20-49
Other Bldg Material Dealers	Mid-State Supply	20-49
Gasoline Stations with Convenience Stores	Condon Oil	20-49
All Other General Merchandise Stores	Pamida	20-49

2 Retail Sales Staff

Other Bldg Material Dealers	Mid-State Supply	20-49
All Other General Merchandise Stores	Pamida	20-49
New Car Dealers	Reilly Motors Inc	20-49
Gift Novelty & Souvenir Stores	Heath Farm Market	10-19
Radio TV & Other Elect Stores	Green & Gold Enterprises Inc	10-19

3 Wait Staff

Full Service Restaurants	Silvercryst Inc	50-99
Limited Service Restaurants	McDonald's	20-49
Hotels & Motels exc Casino Hotels	Inditel Property Management-786 Inc	20-49
Skiing Facilities	Nordic Mountain LLC	10-19
Drinking Places Alcoholic Beverages	Four Corners	10-19

4 Food Prep & Serving Staff

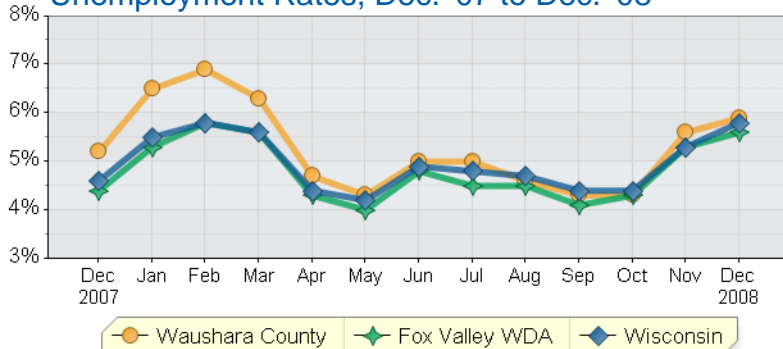
Elementary & Secondary Schools	Local Government	250-499
Supermarkets & Other Grocery Stores	Stone Ridge Meat & Country Market	50-99
Full Service Restaurants	Silvercryst Inc	50-99
Limited Service Restaurants	McDonald's	20-49
Gasoline Stations with Convenience Stores	Condon Oil	20-49

5 Heavy/Tractor-Trailer Truck Drivers

General Freight Trucking Local	Plainfield Trucking Inc	100-249
Farm Supplies Merch Whls	WI Spray Millet Corp	20-49
All Other Residential Trade Contractors	Kelley Sand & Gravel Inc	10-19

Source: DWD, LMI, QCEW Q2 2008; LMI, EDS Q2 2006; OEA, Short-Term Projections 2007-2009

Unemployment Rates, Dec. '07 to Dec. '08



Unemployment Rates

	Dec. '08	Nov. '08	Dec. '07
Waushara County	5.9%	5.6%	5.2%
Fox Valley WDA**	5.6	5.3	4.4
Wisconsin	5.8	5.3	4.6

Employment

	Dec. '08	Nov. '08	Dec. '07
County Civilian Labor Force	14,797	14,878	13,612
# Employed	13,920	14,051	12,908
# Unemployed	877	827	704
WDA Civilian Labor Force	321,882	324,196	321,441
# Employed	303,783	307,009	307,265
# Unemployed	18,099	17,187	14,176

Source: DWD, LMI, LAUS

**Fox Valley WDA comprised of Waupaca, Outagamie, Waushara, Calumet, Winnebago, Green Lake & Fond du Lac Counties

Questions? - email worknet@dwd.state.wi.us

Current Active JobNet Orders* - January 20, 2009



1 Occupations with the Most Job Openings based on the worksite

	OCCUPATION	# OF ESTIMATED OPENINGS	EMPLOYERS WITH MOST OPENINGS
COUNTY	LPNs	5	Medical Staffing Network
	Slaughterers & Meat Packers	2	Stoneridge Meat & Country Market
	Farm Animal Ag Workers	2	Hope Acres Dairy
WDA	Personal & Home Care Aides	112	Clarity Care Inc; Homes for Independent Living; Aurora Community Services
	Customer Service Reps	87	Charter Communications; Stafflogix Corp; Kelly Services Inc
	Recreation Staff	80	City of Neenah

2 Employers with the Most Job Openings based on the worksite

	EMPLOYER	# OF ESTIMATED OPENINGS	EMPLOYER'S MOST FREQUENT TYPES OF JOB OPENINGS
COUNTY	Medical Staffing Network	5	LPNs
	Waushara County	4	911 Dispatchers; Health Educators; Child, Family, & School Social Workers
	Magnum Products, LLC	3	Technical Writers; Drafters; Accountants & Auditors
WDA	City of Neenah	81	Recreation Staff; General & Ops Mgrs
	West Business Services	69	Services Sales Reps; Order Clerks; Whsle & Mfg Sales Rep
	City of Omro	57	Lifeguards/Ski Patrol/Rec Staff; Amusement & Rec Attendants; Maintenance Staff

3 JobNet Summary Statistics

	COUNTY	WDA
Total Job Openings	21	1,444
Employers with Openings	9	298

Unemployment Insurance Benefits

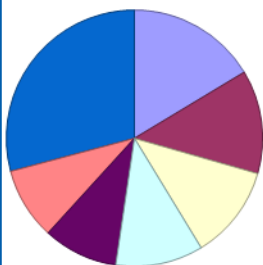
		Dec. '08	Nov. '08	Dec. '07
Initial Claims	County	846	672	527
	WDA	16,462	12,713	10,176
Continued Claims	County	3,948	2,439	2,183
	WDA	76,121	49,364	41,128

Source: Wisconsin's JobNet, January 20, 2009

*This JobNet Orders report provides the number of job openings by occupation and by company. It is a "snapshot" of information for one day in JobNet. Job orders with five (5) or fewer counties only will be retrieved and reported above. Companies listing more than five counties as worksites will not be used for the Snapshot publications.

Source: DWD, UI

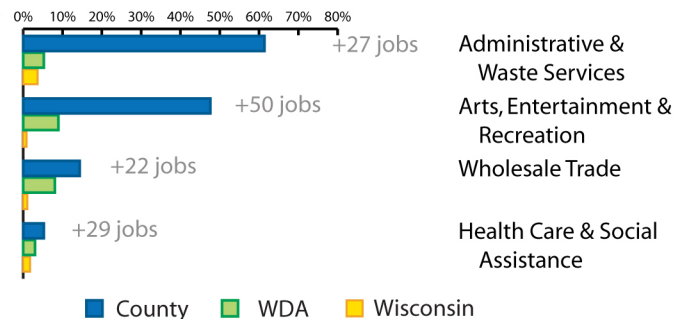
Top Employing Industries in County - 2nd Qtr. 2008



Emp #	Industry (percent)
1,077	Manufacturing (16%)
860	Public Administration (13%)
780	Retail Trade (12%)
727	Accommodation & Food Services (11%)
621	Health Care & Social Assistance (9%)
597	Ag., Forestry, Fishing & Hunting (9%)
1,918	All Other Industries (29%)

Source: DWD, LMI, QCEW

County Industries w/ Largest Percentage Growth in Employment: 1st Qtr. 2007 - 1st Qtr. 2008



Source: U.S. Census Bureau, LED

Nonfarm Employment

	Waushara County			State
	December 2008 Employment	Change Since Last Month		%
		#	%	
Total Nonfarm	8,112	-16	-0.2 %	-1.2 %
Total Private	6,499	-11	-0.2	-1.2
Goods Producing	2,359	-14	-0.6	-2.8
Natural Resources and Mining and Construction	249	-17	-6.4	-9.0
Manufacturing	2,110	3	0.1	-1.1
Private Service Providing	4,140	3	0.1	-0.6
Trade	773	-6	-0.8	0.4
Transportation Warehousing and Utilities	360	-6	-1.6	-2.3
Financial Activities	130	-1	-0.8	-0.3
Educational and Health Services	1,038	-9	-0.9	-0.2
Leisure and Hospitality	1,193	25	2.1	-1.3
Information, Professional, Business & other Services	646	0	0.0	-1.3
Government	1,613	-5	-0.3	-1.3

Source: DWD, LMI, CES & Small County Estimates